

FLAGS Bingo

For Flag Day, the 4th of July, or any time you feel patriotic about bingo.


About the Cards

The B-I-N-G-O across the top of each card has been replaced with F-L-A-G-S and there is an American flag in the center "free space." Also, there is a small star in the corner of one of the squares on each card.

Playing the Game

Using a standard bingo set-up, the caller selects a ball and announces the letter and number - substituting F for B, L for I, A for N, and S for O. The G column is the same. (*Tip: Make yourself a cheat sheet for easy reference.*)

F	L	A	G	S
B	I	N	G	O

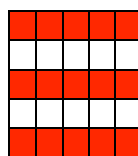
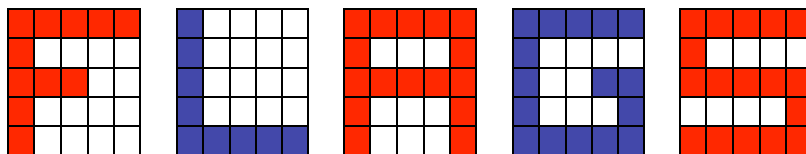
F L A G S				
13	27	38	47	64
4 	20	40	50	70
11	28		48	66
15	19	43	54	68
7	29	31	55	65

Play straight-line bingo, coverall, or other special games.


Special Game Ideas

Special Patterns

Instead of straight bingo, play F, L, A, G, or S games. The first person to make one of the letters wins. You might also play STRIPES or STARS.



Stripes



Stars

Lucky Star Square

As mentioned above, each card has a small star in the corner of one square. Some are red, some are blue, and others are white. There are several ways to use the lucky star.




- The square that contains the lucky star can be an extra free space.
- The player gets an extra or special prize if his/her “bingo” includes the lucky star.
- The first person to cover the square that contains the lucky star gets to call the next number. (They can select any uncovered number on their card, giving them an edge.)
- Before the start of each game, select a color (red, white, or blue). Players with that color of star on their card get an extra free space.
- Ask all the players to write their lucky star (for example, F12) on a piece of paper. Draw a winner at the end of the game.

Don't Say Bingo!

Select a phrase or word for all the games - Old Glory, Flags, Stars and Stripes Forever, etc. Ask your players for suggestions. The winner must call out the word or phrase to win. If they forget and yell “Bingo,” they lose and the game goes on.

For Markers

Use your regular bingo markers, or go to www.ActivityBasket.com and print a sheet of colored stars for each player. Cut them out along the solid lines and your markers are ready to use. For heavier markers, print on heavyweight paper (110 lb.) or card stock. Alternatively, glue your sheets to a piece of poster board (spray glue works best). Then, cut along the lines using a paper cutter or sharp craft knife. For thicker markers that are easier to pick up, glue the sheets to foam board or thick cardboard before cutting out.



For prizes, pass out anything that is red, white, and/or blue – Big Red Gum, white chocolate bar, or blue ink pen. Or, you might award flag lapel pins, which you can find at most party supply stores.

To download markers for this or other bingo card sets, simply go to <http://www.activitybasket.com> and select the “Bingo Cards” category. From there, locate the corresponding set of cards and click on the image. You will then see this set of cards with a description and a link to download markers.