

## A "Fishy" Game of Bingo

Your bingo players will fall "hook, line, and sinker" for these special bingo cards. They are perfect for Fishing Month (June), Father's Day, or any time you feel a little "fishy" about bingo.


### About the Cards

The B-I-N-G-O across the top of each card has been replaced with F-I-S-H-Y and there is a worm on a hook in the center "free space." Also, there is a yellow fish randomly placed behind one of the numbers on each card.

### Playing the Game

Using a standard bingo set-up, the caller selects a ball and announces the letter and number - substituting F for B, S for N, H for G, and Y for O. The I column is the same. (*Tip: Make yourself a cheat sheet for easy reference.*)

F	I	S	H	Y
B	I	N	G	O




Play straight-line bingo, coverall, or other special games.

### Lucky Yellow Fish Square

Each card has a yellow fish behind one of the numbers. There are several ways it can be used:

- The first person to cover the square wins the game.
- The winners get an extra or special prize if their bingo includes the "lucky fish."
- The square can be an extra "free space."
- Ask all the players to write their "lucky fish" number (i.e., Y-70) on a piece of paper. Draw a winner at the end of the game.

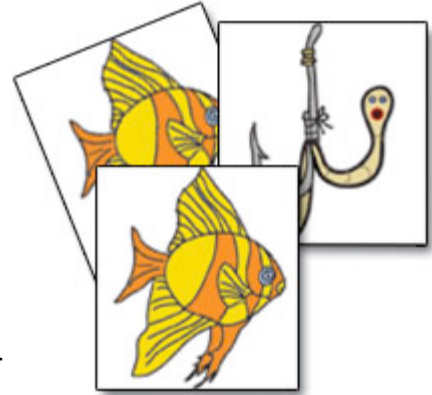


## Don't Say Bingo!

Instead of "Bingo," ask the players to shout "Fishing!" or "I caught a big one!" when they think they have a winning card. Or, ask them to name a fish (perch, bass, trout, etc.). If the players forget and shout "Bingo!" they lose.

### For Markers

Use your regular bingo markers, or go to [www.ActivityBasket.com](http://www.ActivityBasket.com) and print a sheet of yellow fish or a sheet of worms for each player. (There are two different sheets.) Cut them out along the solid lines and your markers are ready to use. For heavier markers, print on heavyweight paper (110 lb.) or card stock. Alternatively, glue your sheets to a piece of poster board (spray glue works best). Then, cut along the lines using a paper cutter or sharp craft knife. For thicker markers that are easier to pick up, glue the sheets to foam board or thick cardboard before cutting out.



**For prizes**, pass out snack-sized packages of Goldfish Crackers, packages of gummy worms or fish, fish stickers, or similar "fishy" items.

---

To download markers for this or other bingo card sets, simply go to <http://www.activitybasket.com> and select the "Bingo Cards" category. From there, locate the corresponding set of cards and click on the image. You will then see this set of cards with a description and a link to download markers.