

# Candy Cane Bingo

Use these “sweet” cards for bingo games that are a real “treat.”

## About the Cards

The B-I-N-G-O letters across the tops of the cards are red and white striped and there are candy canes in the center “free space.” Also, there is a small candy cane behind one number on each card.

## Playing the Game

Use your standard bingo setup and play straight bingo, coverall, or other favorite games.

## Special Game Ideas

### Lucky Candy Cane Square

There are several ways the “lucky candy cane” square can be used:

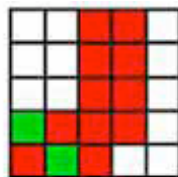
- The first person to cover the square with the candy cane wins the game.
- The winners get an extra or special prize if their bingo includes the square with the candy cane.
- The square can be an extra "free space."
- Ask all of the players to write their candy cane number (B-1, I-22, etc.) on a piece of paper. Draw a winner at the end of the game.



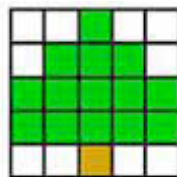
<b>B I N G O</b>				
13	27	38	47	64
4	20	40	50	70
11	28	48	66	
15	19	43	54	68
7	29	31	55	65

### Special Holiday Patterns

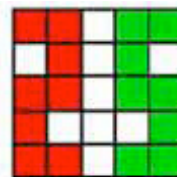
Instead of straight bingo, play games where the winning card is in one of the patterns below.



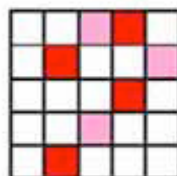
stocking



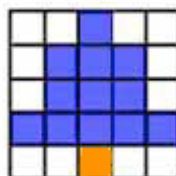
tree



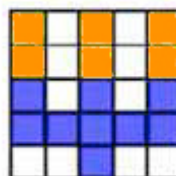
Christmas Day



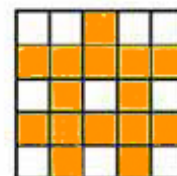
candy cane



bell



menorah



Star of David

## Don't say Bingo!

Ask the players to call out HO! HO! HO! when they have a winning card. If they forget and shout "BINGO!", they lose.

## For Markers

Use your regular bingo markers or go to [www.ActivityBasket.com](http://www.ActivityBasket.com) and print a sheet of candy cane markers for each player. Cut them out along the dotted lines and your markers are ready to go. For heavier markers, print on heavyweight paper (110 lb.) or card stock. Alternatively, glue the sheets to a piece of poster board (spray glue works best) and then cut out along the dotted lines using a sharp utility knife. You can even decoupage the markers to pieces of balsa wood to make permanent markers. (This would be a great project for your craft group.)



**For prizes**, candy canes, of course!

---

To download markers for this or other bingo card sets, simply go to <http://www.activitybasket.com> and select the "Bingo Cards" category. From there, simply locate the corresponding set of cards and click on the image. You will then see this set of cards with a description and a link to download markers.